




Safe Sustainable Savings™

SPECIFICATIONS:

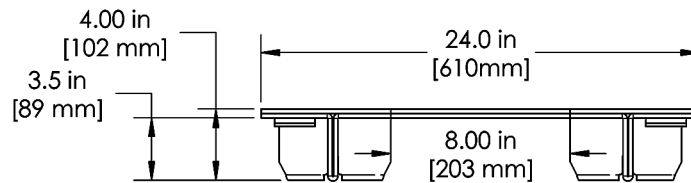
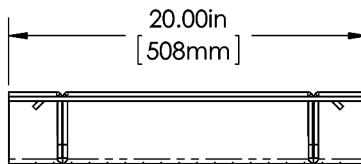
STANDARD
PALLET:

20 X 24 SK

Narrow Side x Wide Side	20 x 24 in.
Height	4.00 in.
Weight*	1.9 lb.
Design Static Load**	1090 lb.
Top Pallet Blank	24 x 35 in.
Bottom Pallet Blank	20 x 38 in.
Truckload Quantities***	10080 pallets (KDF)



FEATURES: No Bottom Deck, Two Way Entry, Smooth Top Surface.



* Pallet weight based on a specific corrugated board combination, which is adjustable for application requirements.

** Lifdek corrugated pallets are not designed for unsupported racking, unevenly distributed loads, or wet environments unless properly treated. Performance varies depending on board combinations, and each application requires testing to ensure pallets meet specific needs.

*** Truckload quantities on 53 foot (16.2m) trailers.